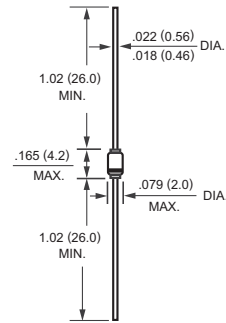


SILICON PLANAR ZENER DIODE

FEATURES

- * Fast Switching Device($T_{RR}<4.0nS$)
- * DO-35 Package (JEDEC)
- * Through-Hole Device Type Mounting
- * Hermetically Sealed Glass
- * Compression Bonded Construction
- * All external surfaces are corrosion resistant and leads are readily solderable



MAXIMUM RATINGS AND ELECTRICAL CHARACTERISTICS

Ratings at 25°C ambient temperature unless otherwise specified.

MAXIMUM RATINGS (@ TA = 25°C unless otherwise noted)

RATINGS	SYMBOL	1N4448	UNITS
Peak Reverse Voltage	V_{RM}	100	Volts
Maximum DC Blocking Voltage	V_{DC}	70	Volts
Maximum Forward Continuous Current	I_{FM}	100	mAmps
Maximum Average Forward Rectified Current	I_O	150	mAmps
Non-Repetitive Peak Forward Surge Current	I_{FSM}	1	Amps
Typical Current Squared Time	I^2T	0.004	A ² S
Typical Reverse Recovery Time($I_F=I_R=30mA, I_{rr}=0.1X I_R, R_L=100\Omega$)	T_{rr}	4	nS
Typical Junction Capacitance($V_R=0V, f=1MHz$)	C_T	4	pF
Maximum Power Dissipation	P_D	500	mW
Operating and Storage Temperature Range	T_J, T_{STG}	-65 to + 200	°C

ELECTRICAL CHARACTERISTICS (@TA=25 °C unless otherwise noted)

CHARACTERISTICS	SYMBOL	1N4448	UNITS
Maximum Instantaneous Forward Voltage	@ $I_F=5mA$	0.72	Volts
	@ $I_F=100mA$	1.0	
Maximum Instantaneous Reverse Current	@ $V_R=20V$	25	nAmps
	@ $V_R=75V$	5	uAmps

RATING AND CHARACTERISTICS CURVES (1N4448)

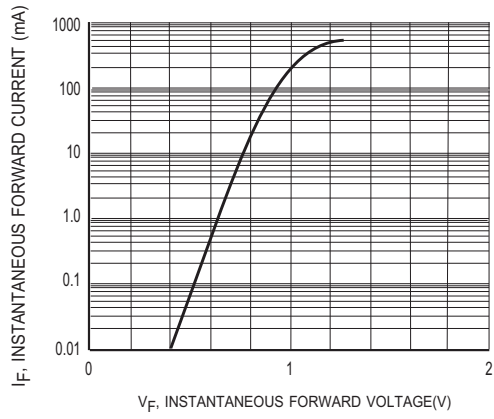


Figure1 Forward Characteristics

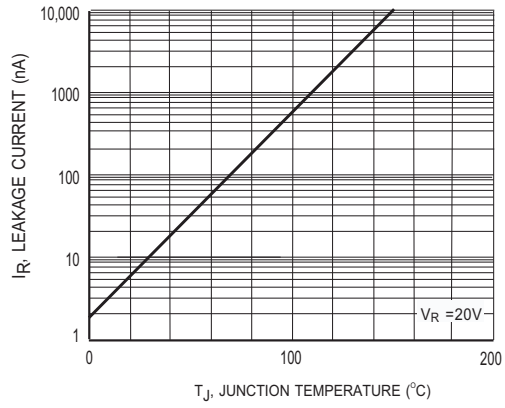


Figure2 Leakage Current vs Junction Temperature

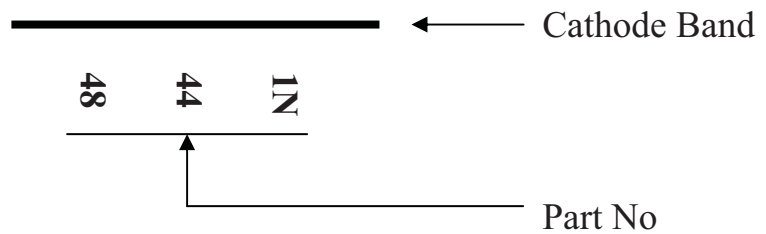


Attachment information about 1N4448

1. Internal Circuit



2. Marking on the body



PACKAGING OF DIODE

BULK PACK

PACKAGE	PACKING CODE	EA PER BOX	INNER BOX SIZE (mm)	CARTON SIZE (mm)	EA PER CARTON	GROSS WEIGHT(Kg)
DO-35	-B	10,000	240*100*100	410*350*275	120,000	21.5

REEL PACK

PACKAGE	PACKING CODE	REEL (EA)	COMPONENT SPACE(mm)	TAPE SPACE (mm)	REEL DIA (mm)	CARTON SIZE (mm)	EA PER CARTON	GROSS WEIGHT(Kg)
DO-35	-T	10,000	5.0	52	356	380*380*420	50,000	11.00

AMMO PACK

PACKAGE	PACKING CODE	REEL (EA)	COMPONENT SPACE(mm)	TAPE SPACE (mm)	BOX SIZE (mm)	CARTON SIZE(mm)	CARTON (EA)	GROSS WEIGHT (Kg)
DO-35	-F	5,000	5.0	52	250*80*80	410*260*340	100,000	20.00

DISCLAIMER NOTICE

Rectron Inc reserves the right to make changes without notice to any product specification herein, to make corrections, modifications, enhancements or other changes. Rectron Inc or anyone on its behalf assumes no responsibility or liability for any errors or inaccuracies. Data sheet specifications and its information contained are intended to provide a product description only. "Typical" parameters which may be included on RECTRON data sheets and/ or specifications can and do vary in different applications and actual performance may vary over time. Rectron Inc does not assume any liability arising out of the application or use of any product or circuit.

Rectron products are not designed, intended or authorized for use in medical, life-saving implant or other applications intended for life-sustaining or other related applications where a failure or malfunction of component or circuitry may directly or indirectly cause injury or threaten a life without expressed written approval of Rectron Inc. Customers using or selling Rectron components for use in such applications do so at their own risk and shall agree to fully indemnify Rectron Inc and its subsidiaries harmless against all claims, damages and expenditures.